

A vibrant, cartoon-style illustration for a summer holiday homework cover. The background is a light cream color with a blue dashed border. At the top left is a smiling yellow sun with rosy cheeks and radiating rays. To its right is a blue cloud and a pink heart. In the top right corner is a green palm tree with two brown coconuts hanging from its trunk. A wooden sign hangs from the palm tree with the text "Let the Summer Adventures Begin!". Below the sun is a colorful umbrella with pink, yellow, and green segments. A pink star is also visible. The main title "SUMMER HOLIDAY HOMEWORK" is written in large, colorful, dashed letters. "SUMMER" is in pink, orange, green, blue, purple, and yellow. "HOLIDAY" is in dark blue. "HOMEWORK" is in green, orange, pink, blue, purple, and green. Below the title is a pink banner with the text "2026-2027". At the bottom left is a sandcastle with two towers and a flag. Next to it is a beach ball with green, white, and pink segments. A purple seashell is also present. At the bottom right is a pineapple wearing pink heart-shaped sunglasses, floating in a pink and white striped inflatable ring. A white hibiscus flower is next to it. The bottom of the page features a blue wavy border representing water. There are also several small flowers and hearts scattered throughout the scene.

**SUMMER
HOLIDAY
HOMEWORK**

2026-2027

NAME : _____

CLASS : _____

HOLIDAY ASSESSMENT SUBMISSION DATES

SUBJECTS	DATES	DAYS
ENGLISH & HINDI	6.07.26	MONDAY
MATH & EVS	7.07.26	TUESDAY
COMPUTER AND ART & CRAFT	8.07.26	WEDNESDAY

INSTRUCTIONS:

- **DO ALL THE GIVEN WORK IN 3 IN 1 NOTEBOOK .**
- **SCHOOL WILL REOPEN ON 1ST JULY 2026.**
- **REVISE ALL THE WORK DONE.**
- **GRADES WILL BE ASSIGNED FOR THE ASSESSMENT.**



ENGLISH

- Learn poem Ch - 1 (The Rabbit)
- Do 1 page reading practice daily.
- Make 5 words from each vowel (A , E , I , O , U) and write 2 sentences on each of them. Draw and colour their pictures also.



ENGLISH WORKSHEET

Instruction: Look at the images with nouns and choose if they are a person, a place or a thing. Then, paint each picture.



Animal

Place

Thing



Person

Place

Thing



Person

Place

Thing



Person

Place

Thing



Person

Place

Thing



Animal

Place

Thing



Person

Place

Thing



Person

Place

Thing


Sort the nouns below into common nouns and proper nouns.

Word Box

Monday, car, river, Africa, mountain,
Mcdonald's, Chris, animal, book, Jupiter

Common Nouns

Proper Nouns





- चित्र सहित कोई पाँच फलों, पक्षियों, पशुओं और फूलों के नाम लिखो।
- प्रतिदिन 1 पेज पठन अभ्यास करें।
- पाठ -1 (नई सुबह के तारे हम) नामक कविता याद करें।

हिन्दी कार्यपत्रिका

प्रश्न 1. चित्र देखकर शब्द लिखो ।



Name.....

Date.....

रिक्त स्थान की पूर्ति करो।



घ.....



का.....



गु.....ब



गु...या



.....थी



.....ता



ब.....र



.....रंगा



क....म



बा.....



.....ड़



सू.....



ब....री



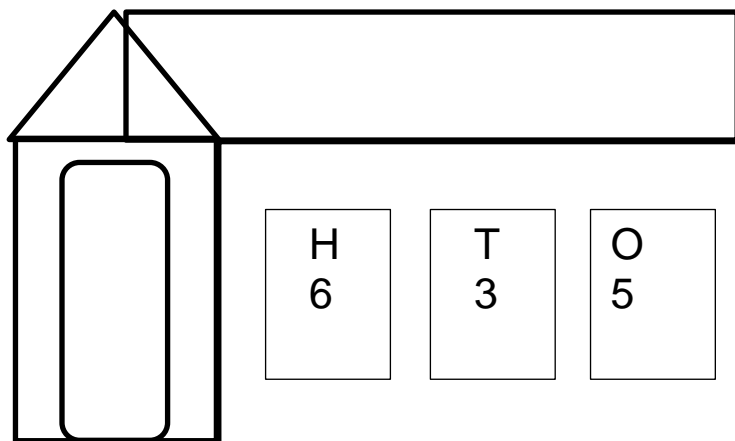
.....लू

MATHS

- Learn and write tables from 2 to 5.
- Do the given activity in your math lab file.
- Draw a big house with 3 windows (Hundred, Ten, Ones). Write the digits given in the following numbers in their correct window.

- a) 186
- b) 960
- c) 328
- d) 697
- e) 440

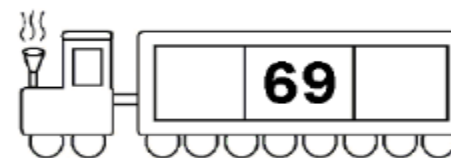


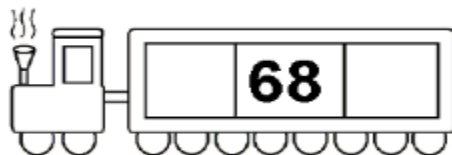
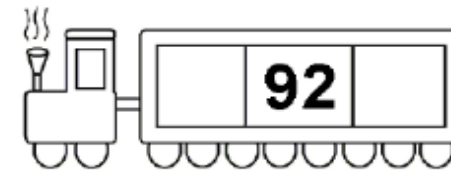
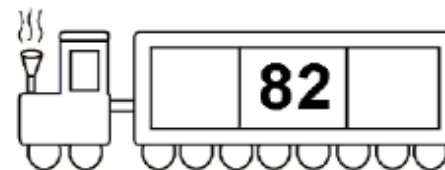




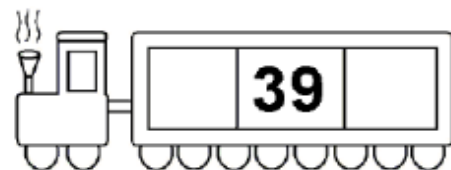
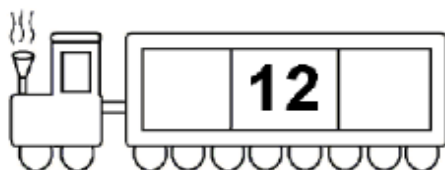

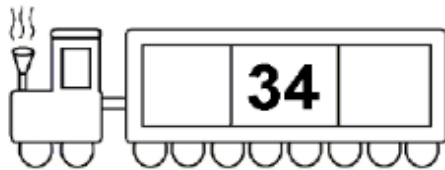
Example :-



- Decorate the houses with colour and stickers.

MATHS WORKSHEET

Write the numbers that come before and after.



Name: _____

Write the number names for the following numbers

103 = _____

112 = _____

200 = _____

139 = _____

147 = _____

120 = _____

156 = _____

179 = _____

195 = _____

108 = _____

Write the digit for the number names

one hundred and twenty one = _____

one hundred and fifty = _____

one hundred and thirty six = _____

one hundred and nine = _____

one hundred and thirteen = _____


one hundred = _____

one hundred and eighty one = _____

one hundred and forty eight = _____

one hundred and eleven = _____

EVS

 Draw 2
internal or external
organs (any one)
and write their
function also.

EVS WORKSHEET

Check the correct words to complete the sentences below.

1. The ____ is the control center for our body.



brain



heart

2. The ____ pumps blood around the body.



stomach



heart

3. We use our ____ to breathe.



heart



lungs

4. We need our ____ to digest food.



lungs



stomach



Find the body parts!

S H M B D L K M P M B Z X S A J
T A K R R K N O U O Y S T B B
O N X D W F Y U G J F O O T Y
M D R J H D U T T U R E T D W
A Y E N E C K H E Y E Y W F D
C F S L A A T T N R E E N W V
H Y K G D K F D L E W R E A R
V N L R W O Y E M Z A Q F C W
Y M M D A V K H G A H D B S Y
M N O S E Y M B C K B E U F K



Neck



Nose



Eye



Ear



Hand



Mouth




Stomach



Head



Foot



COMPUTER

★ Learn and write spellings of:

Hard Disk, Memory card, Pen drive, Mouse, Speakers, Headphones, and keyboard (5times)

★ Draw and colour any one IPO cycle.

★ **Do the given work in your computer lab manual (file).**



ART & CRAFT

- Do page no. 8 ,13 and 25 in your art file.
- **CRAFT ACTIVITY**
- Make a beautiful decorative item by using ice cream sticks.

